

INTERLAB

Tel: +331 3971 7337 – Fax: +331 3928 9008

ISSUE: Create RESTORE POINT

Concerned platforms:

Any Win XP platforms : SoftWorks / Alacrity / Vcube / Pyramix

Issue:

Before installing a package or once your system is stable it is good to create a RESTORE POINT.

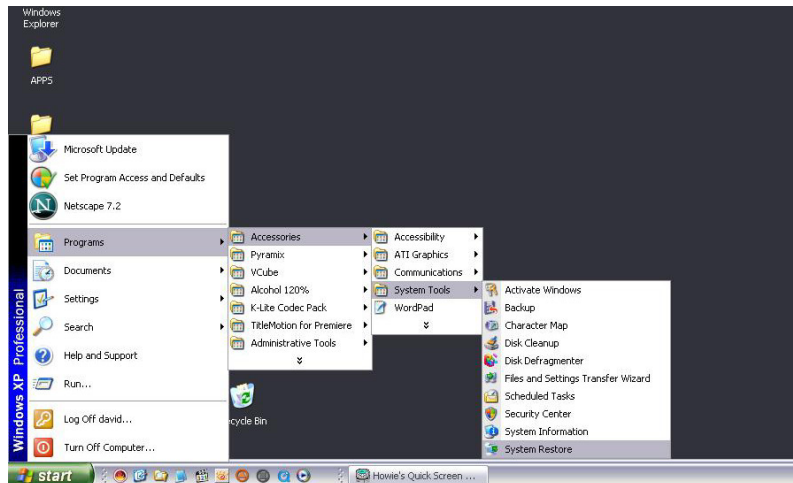
What is it doing? It freezes the Registry and All WinOS setting made at this point.

What it not doing! Remove physical directories and there content, it only DISABLE the WinOS links to it. Eventually you can delete them.

We recommend to un-install the un-wanted applications and THEN run RESTORE POINT.

TO CREATE A RESTORE POINT:

A. Go to Start/programs/Accessories/System Tools/System Restore



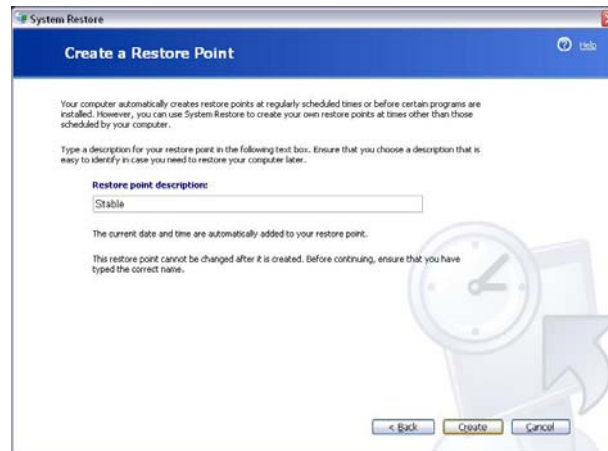
B. Run System Restore and select “Create a restore point”



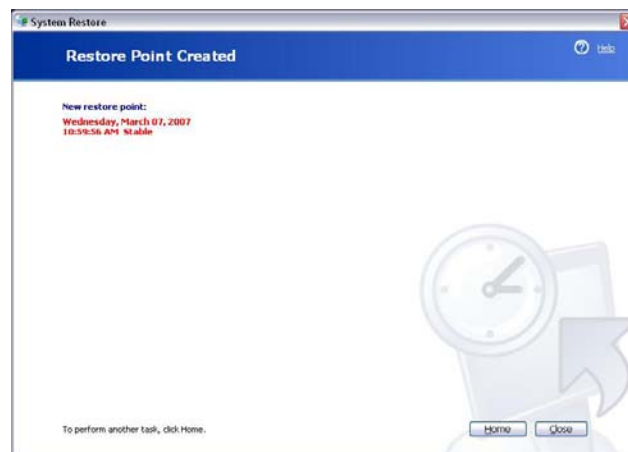
INTERLAB

Tel: +331 3971 7337 – Fax: +331 3928 9008

C. Give a name to your restore point and create it.



D. Your are done!



To RESTORE a POINT, just go for “Restore my computer to an earlier time, and SELECT the wished POINT

Pls. send us your feel back.
Rev.1 – David 06.2.07