













Motherboard Connectors

Description : Two Connectors consisting of 6 pins providing power from PSU

Note: When installing into a motherboard, ensure the four black wires are adjacent at the center of the connector.

Pin	Name	Color	Description
1	PG		Power Good, +5 VDC when all voltages has stabilized.
2	+5V		+5 VDC (or n/c)
3	+12V		+12 VDC
4	-12V		-12 VDC
5	GND		Ground
6	GND		Ground
Pin	Name	Color	Description
1	GND		Ground
2	GND		Ground
3	-5V		-5 VDC
4	+5V		+5 VDC
5	+5V		+5 VDC
6	+5V		+5 VDC

[Back to Index](#)