


Quick Contents

- Section 1. Introduction
- Section 2. Getting Started
- Section 3. Transforms
- Section 4. Channel Menus
- Section 5. Global Menus
- Section 6. Build & Run Effects
- Section 7. Motion Control
- Section 8. Save & Recall Effects
- Section 9. OrbitalFX

Go To Any Chapter by Clicking on it in the list above. Or go to Contents or Index by clicking a button on the right.

Start Here DVEOUS/MX OPERATION



Contents



Index



Publishing and Copyright Information

Dveous®/MX Operations Manual

Part Number 9100-0401-00

Publishing History

This Printing: March, 2003

Printed in U.S.A.

Copyright

© Accom, Inc. 2003

FCC Compliance

This equipment complies with the requirements in Part 15 of the FCC rules for a Class A computing device. Operation of this equipment in a residential area may cause unacceptable interference to radio and TV reception requiring the operator to take whatever steps are necessary to correct the interference.

Important

Changes or modifications to this product not authorized by Accom, Incorporated could void the FCC Compliance and negate your authority to operate the product.

This product was tested for FCC compliance under conditions that included the use of Accom peripheral devices and Accom shielded cables and connectors between system components. It is important that you use Accom peripheral devices and shielded cables and connectors between system components to reduce the possibility of causing interference to radios, television sets, and other electronic devices. You can obtain Accom peripheral devices and the proper shielded cables and connectors through an Accom-authorized dealer.

Notice

Information contained in the User Guide is not guaranteed and is subject to change without notice or obligation.

Acknowledgments

All trademarks are the property of their respective holders. All rights reserved.

Company Information

Accom, Inc.
1490 O'Brien Drive
Menlo Park, California 94025
United States of America

Voice: ++(650) 328-3818
Fax: ++(650) 327-2511
Web: www.accom.com
email: info@accom.com

Safety and First Aid



Accom equipment is designed to the highest standards of quality and reliability. However, no matter how these systems are designed, operators and maintenance personnel can be exposed to electrical shock hazard when protective covers are removed for maintenance or the installation of options. With this caution in mind, each operator and engineer must observe all safety regulations, and have a clear understanding of first aid procedures related to electrical hazards.

Safety and Compliance Certifications

Conforms to UL STANDARD 1950
Certified to CAN/CSA STANDARD C22.2, No.950-95



| 中文 | 警告！ | 重要安全注意事项 |
|--|---|----------|
| <p>本系统遵守安全标准 IEC/EN60950，为确保安全操作及防止电击或火灾危险，请遵守以下规定：</p> <ul style="list-style-type: none"> · 本系统能够自动调整以适应供电情况。请确保连接的电源符合本系统所要求的正确电压和频率工作范围。 · 本系统中的每个机壳均必须接地。方法是将输入电源线连接到正确接线并接地的电源插座上。 · 对于随本系统提供的输入电源线，必须按如下方式接线： <p style="text-align: center;">载电线 = 棕色 中性线 = 蓝色 地线 = 绿色/黄色</p> | | |
|  | <p>在从机壳取下顶盖之前，必须从机壳完全断开所有的输入交流电源线，否则将会暴露于危险电流及电压之下。身体接触这些电流和电压非常危险，并可能导致严重的人身伤害或死亡！只有合格的服务人员才可以取下机壳的顶盖。</p> | |
|  | <p>对于带有此标记的组件，可以在系统运行（带电）时取下。在取下组件之后，请将机壳内组件插孔连接上暴露的危险电流及电压。当机壳接通输入交流电时，请勿用手、工具和外部金属物体接触裸露的插孔连接器。身体接触这些电流和电压非常危险，并可能导致严重的人身伤害或死亡！只有合格的服务人员才能取下这些组件。</p> | |

| ENGLISH | WARNING! | IMPORTANT SAFETY NOTICES |
|--|--|--------------------------|
| <p>This system complies with safety standard IEC/EN60950. To ensure safe operation and to guard against potential shock hazard the following must be followed:</p> <ul style="list-style-type: none"> - This system features auto-ranging power supplies. Ensure that your power source is within the correct operating range of voltage and frequency as required by the system. - Each case in this system must be electrically grounded by connecting the input power cord to a correctly wired and grounded power outlet. - The input power cord(s) supplied with this system must be wired as follows: <p style="text-align: center;">Line = Brown Neutral = Blue Earth = Green/Yellow</p> | | |
|  | <p>Completely disconnect all input AC power cords from chassis before removing top cover from chassis. Failure to do so will expose dangerous electric currents and voltages. Physical contact with these electric currents and voltages is extremely dangerous and may result in severe physical injury or death! Only qualified service personnel should remove the top cover from the chassis.</p> | |
|  | <p>Modules marked with this symbol may be removed while the system is operating (powered). After removing a module, beware of dangerous electric currents and voltages that are exposed on the module receptacle connector inside the chassis. Please keep fingers, tools, and foreign metal objects away from the exposed receptacle connector while the chassis has input AC power applied. Physical contact with these electric currents and voltages is extremely dangerous and may result in severe physical injury or death! Only qualified service personnel should remove these modules.</p> | |